

The background is a blurred image of a soccer stadium at night, with bright lights illuminating the field. In the foreground, a black and white soccer ball sits on the green grass, centered within a white circle on the field.

**QUANT4SPORT.COM**

**SPORTSCIENCE.SOLUTIONS**

**STATISTICAL ANALYSIS  
REGIONAL CHAMPIONSHIP  
2017/2018 CATEGORY  
«GIOVANISSIMI FB»**

# STATISTICAL ANALYSIS

## REGIONAL CHAMPIONSHIP 2017/2018

### CATEGORY «GIOVANISSIMI FB»

The original dataset was ordered and structured in a table.  
You can find at the end of this report (attachment #1) technical specifications about the structure of the dataset

**Table A - synthesis**

#	Team	Games played			Goals		Goal diff.	Points
		Won	Drawn	Lost	Scored	Conceded		
1	Lucento	19	5	2	63	19	44	62
2	Alpignano	17	4	5	60	21	39	55
3	GassinoSR	14	8	4	52	23	29	50
4	Vanchiglia	14	3	9	53	36	17	45
5	Lascaris	12	9	5	38	25	13	45
6	Volpiano	11	8	7	47	27	20	41
7	Prosetteureka	11	5	10	36	32	4	38
8	Venaria	8	11	7	43	33	10	35
9	Grand Paradis	11	2	13	55	46	9	35
10	Vda Charvensod	10	3	13	31	42	(11)	33
11	Borgaro	8	5	13	40	52	(12)	29
12	Collegno	6	4	16	28	49	(21)	22
13	Ciriè	4	5	17	22	55	(33)	17
14	Atl.Volpiano Map.	1	0	25	14	122	(108)	3

Into the gray cells are listed scores lower than the average points of the championship

**Table A1 - synthesis**

#	Team	Home					Away					Goal diff.	Points
		Won	Drawn	Lost	Goals scored	Goals conceded	Won	Drawn	Lost	Goals scored	Goals conceded		
1	Lucento	10	2	1	40	11	9	3	1	23	8	44	62
2	Alpignano	10	1	2	35	13	7	3	3	25	8	39	55
3	GassinoSR	6	4	3	19	10	8	4	1	33	13	29	50
4	Vanchiglia	8	2	3	29	11	6	1	6	24	25	17	45
5	Lascaris	7	4	2	23	12	5	5	3	15	13	13	45
6	Volpiano	6	4	3	25	12	5	4	4	22	15	20	41
7	Prosetteureka	7	4	2	23	9	4	1	8	13	23	4	38
8	Venaria	4	5	4	18	12	4	6	3	25	21	10	35
9	Grand Paradis	7	1	5	28	17	4	1	8	27	29	9	35
10	Vda Charvensod	6	1	6	19	23	4	2	7	12	19	(11)	33
11	Borgaro	4	2	7	24	31	4	3	6	16	21	(12)	29
12	Collegno	3	2	8	12	27	3	2	8	16	22	(21)	22
13	Ciriè	3	4	6	10	20	1	1	11	12	35	(33)	17
14	Atl.Volpiano Map.	0	0	13	9	60	1	0	12	5	62	(108)	3

The gray cells shows teams whose goal difference resulted in worsening into the group of second round compared to the first round

**Table B - Goals difference**

#	Team	First round games			Second round games		
		Goal scored	Goal conceded	Diff.	Goal scored	Goal conceded	Diff.
1	Lucento	33	13	20	30	6	24
2	Alpignano	37	10	27	23	11	12
3	GassinòSR	29	8	21	23	15	8
4	Vanchiglia	29	22	7	24	14	10
5	Lascaris	18	11	7	20	14	6
6	Volpiano	27	11	16	20	16	4
7	Prosetteureka	20	22	(2)	16	10	6
8	Venaria	23	21	2	20	12	8
9	Grand Paradis	30	25	5	25	21	4
10	Vda Charvensod	14	21	(7)	17	21	(4)
11	Borgaro	19	31	(12)	21	21	0
12	Collegno	14	26	(12)	14	23	(9)
13	Ciriè	5	29	(24)	17	26	(9)
14	Atl.Volpiano Map.	8	56	(48)	6	66	(60)

**Table C - average goals scored and conceded**

#	Team	N° of games	Total goals		Average goals	
			Scored	Conceded	Scored	Conceded
1	Lucento	26	63	19	2,42	0,73
2	Alpignano	26	60	21	2,31	0,81
3	GassinòSR	26	52	23	2,00	0,88
4	Vanchiglia	26	53	36	2,04	1,38
5	Lascaris	26	38	25	1,46	0,96
6	Volpiano	26	47	27	1,81	1,04
7	Prosetteureka	26	36	32	1,38	1,23
8	Venaria	26	43	33	1,65	1,27
9	Grand Paradis	26	55	46	2,12	1,77
10	Vda Charvensod	26	31	42	1,19	1,62
11	Borgaro	26	40	52	1,54	2,00
12	Collegno	26	28	49	1,08	1,88
13	Ciriè	26	22	55	0,85	2,12
14	Atl.Volpiano Map.	26	14	122	0,54	4,69

Into gray cells teams with simultaneous average number of goals scored greater than or equal to 2 and a number average of goals conceded less than 1



With red text teams that worsening in the second round compared with the first round (minor average number of goals scored or greater average number of goals conceded); in green an improvement

**Table C 1 - average goals scored and conceded by first round games and second round games**

#	Team	First round games				Second round games			
		Total goals		Average goals		Total goals		Average goals	
		Scored	Conceded	Scored	Conceded	Scored	Conceded	Scored	Conceded
1	Lucento	33	13	2,54	1,00	30	6	2,31	0,46
2	Alpignano	37	10	2,85	0,77	23	11	1,77	0,85
3	GassinoSR	29	8	2,23	0,62	23	15	1,77	1,15
4	Vanchiglia	29	22	2,23	1,69	24	14	1,85	1,08
5	Lascaris	18	11	1,38	0,85	20	14	1,54	1,08
6	Volpiano	27	11	2,08	0,85	20	16	1,54	1,23
7	Prosetteureka	20	22	1,54	1,69	16	10	1,23	0,77
8	Venaria	23	21	1,77	1,62	20	12	1,54	0,92
9	Grand Paradis	30	25	2,31	1,92	25	21	1,92	1,62
10	Vda Charvensod	14	21	1,08	1,62	17	21	1,31	1,62
11	Borgaro	19	31	1,46	2,38	21	21	1,62	1,62
12	Collegno	14	26	1,08	2,00	14	23	1,08	1,77
13	Ciriè	5	29	0,38	2,23	17	26	1,31	2,00
14	Atl.Volpiano Map.	8	56	0,62	4,31	6	66	0,46	5,08

**Table D - average points by first round games and second round games**

#	Team	First round games		Second round games		TOTAL	
		TOTAL	Average	TOTAL	Average	TOTAL	Average
1	Lucento	30	2,31	32	2,46	62	2,38
2	Alpignano	31	2,38	24	1,85	55	2,12
3	GassinoSR	28	2,15	22	1,69	50	1,92
4	Vanchiglia	22	1,69	23	1,77	45	1,73
5	Lascaris	25	1,92	20	1,54	45	1,73
6	Volpiano	23	1,77	18	1,38	41	1,58
7	Prosetteureka	15	1,15	23	1,77	38	1,46
8	Venaria	16	1,23	19	1,46	35	1,35
9	Grand Paradis	16	1,23	19	1,46	35	1,35
10	Vda Charvensod	16	1,23	17	1,31	33	1,27
11	Borgaro	11	0,85	18	1,38	29	1,12
12	Collegno	14	1,08	8	0,62	22	0,85
13	Ciriè	6	0,46	11	0,85	17	0,65
14	Atl.Volpiano Map.	3	0,23	0	0,00	3	0,12

In red an average number of points won in the second round lower than the first round

**Table E - Rank**

Total (A)		First round games (B)		Second round games (B)	
#	Team	#	Team	#	Team
1	Lucento	1	Alpignano	1	Lucento
2	Alpignano	2	Lucento	2	Alpignano
3	GassinoSR	3	GassinoSR	3	Vanchiglia
4	Vanchiglia	4	Lascaris	4	Prosetteureka
5	Lascaris	5	Volpiano	5	GassinoSR
6	Volpiano	6	Vanchiglia	6	Lascaris
7	Prosetteureka	7	Grand Paradis	7	Venaria
8	Venaria	8	Venaria	8	Grand Paradis
9	Grand Paradis	9	Vda Charvensod	9	Volpiano
10	Vda Charvensod	10	Prosetteureka	10	Borgaro
11	Borgaro	11	Collegno	11	Vda Charvensod
12	Collegno	12	Borgaro	12	Ciriè
13	Ciriè	13	Ciriè	13	Collegno
14	Atl.Volpiano Map.	14	Atl.Volpiano Map.	14	Atl.Volpiano Map.

**Table F - N° of point achieved at home and away**

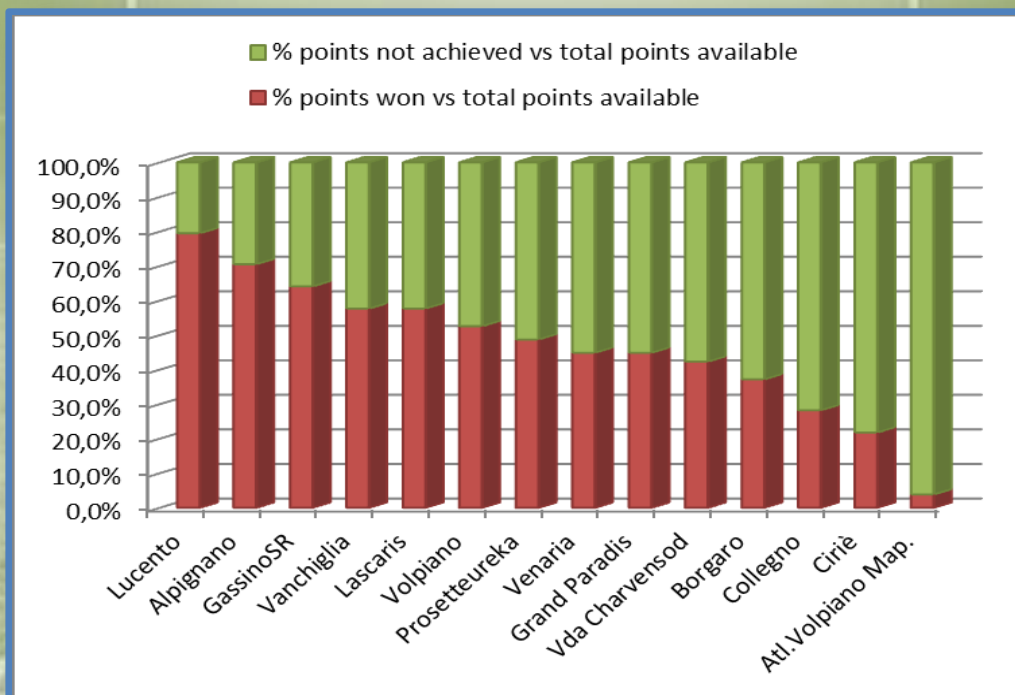
#	Team	Points achieved	
		Home	Away
1	Lucento	32	30
2	Alpignano	31	24
3	GassinoSR	22	28
4	Vanchiglia	26	19
5	Lascaris	25	20
6	Volpiano	22	19
7	Prosetteureka	25	13
8	Venaria	17	18
9	Grand Paradis	22	13
10	Vda Charvensod	19	14
11	Borgaro	14	15
12	Collegno	11	11
13	Ciriè	13	4
14	Atl.Volpiano Map.	0	3

In green if the points achieved at home are higher than points achieved away;  
in red where the "home factor" seems not to be a competitive advantage

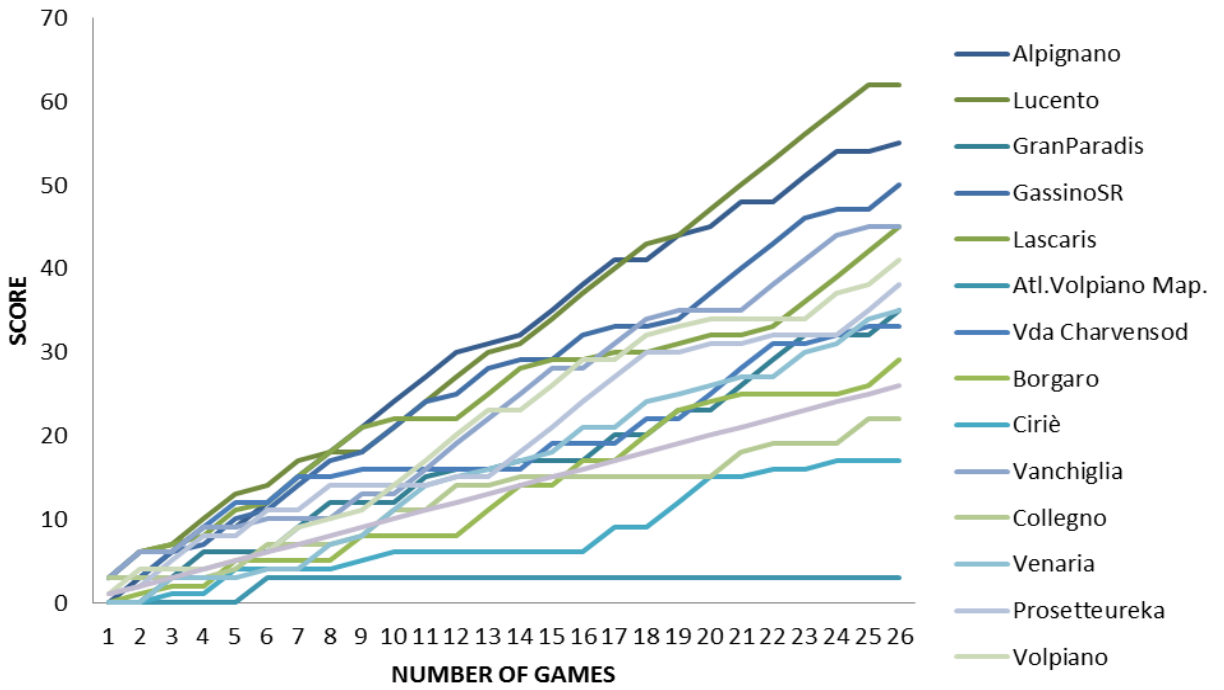
**Table G - point analysis**

#	Team	Points			Proportion analysis				
		Home	Away	Total	a	b	c	d	e
1	Lucento	32	30	62	79,5%	51,6%	48,4%	48,4%	51,6%
2	Alpignano	31	24	55	70,5%	56,4%	43,6%	56,4%	43,6%
3	GassinoSR	22	28	50	64,1%	44,0%	56,0%	56,0%	44,0%
4	Vanchiglia	26	19	45	57,7%	57,8%	42,2%	48,9%	51,1%
5	Lascaris	25	20	45	57,7%	55,6%	44,4%	55,6%	44,4%
6	Volpiano	22	19	41	52,6%	53,7%	46,3%	56,1%	43,9%
7	Prosetteureka	25	13	38	48,7%	65,8%	34,2%	39,5%	60,5%
8	Venaria	17	18	35	44,9%	48,6%	51,4%	45,7%	54,3%
9	Grand Paradis	22	13	35	44,9%	62,9%	37,1%	45,7%	54,3%
10	Vda Charvensod	19	14	33	42,3%	57,6%	42,4%	48,5%	51,5%
11	Borgaro	14	15	29	37,2%	48,3%	51,7%	37,9%	62,1%
12	Collegno	11	11	22	28,2%	50,0%	50,0%	63,6%	36,4%
13	Ciriè	13	4	17	21,8%	76,5%	23,5%	35,3%	64,7%
14	Atl.Volpiano Map.	0	3	3	3,8%	0,0%	100,0%	100,0%	0,0%

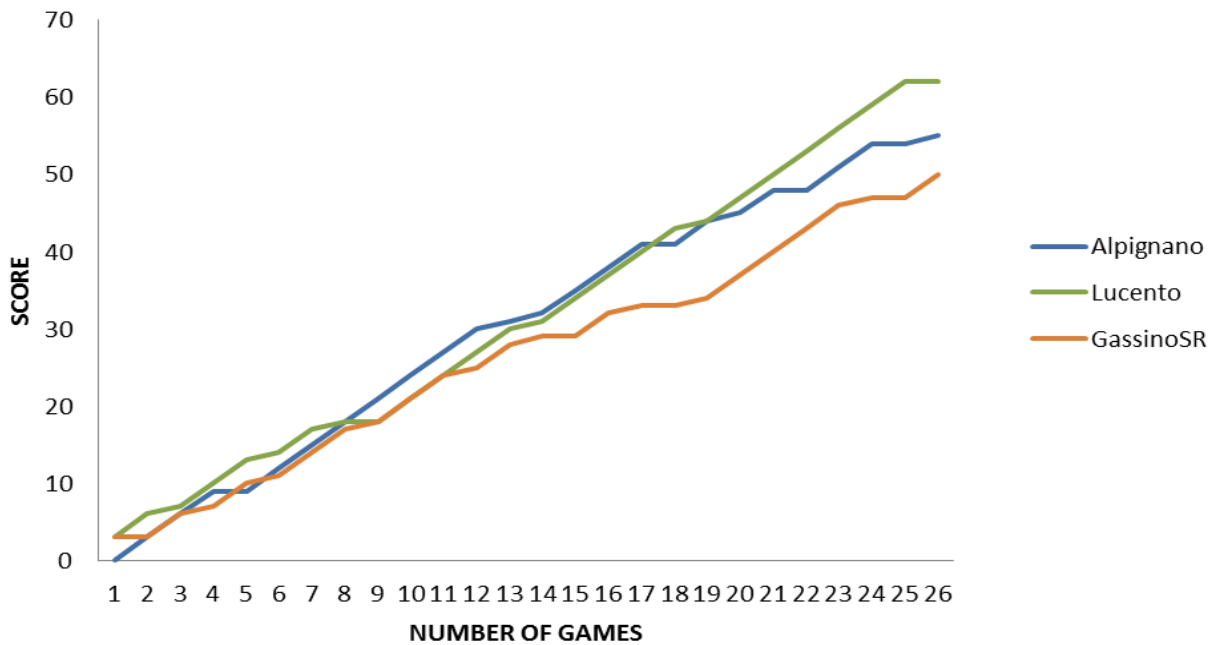
- Points achieved/total points available (**column a**)
- Points achieved at home/total points achieved (**column b**)
- Points achieved away/total points achieved (**column c**)
- Points achieved first round games/total points achieved (**column d**)
- Points achieved second round games/total points achieved (**column e**)



### RANK

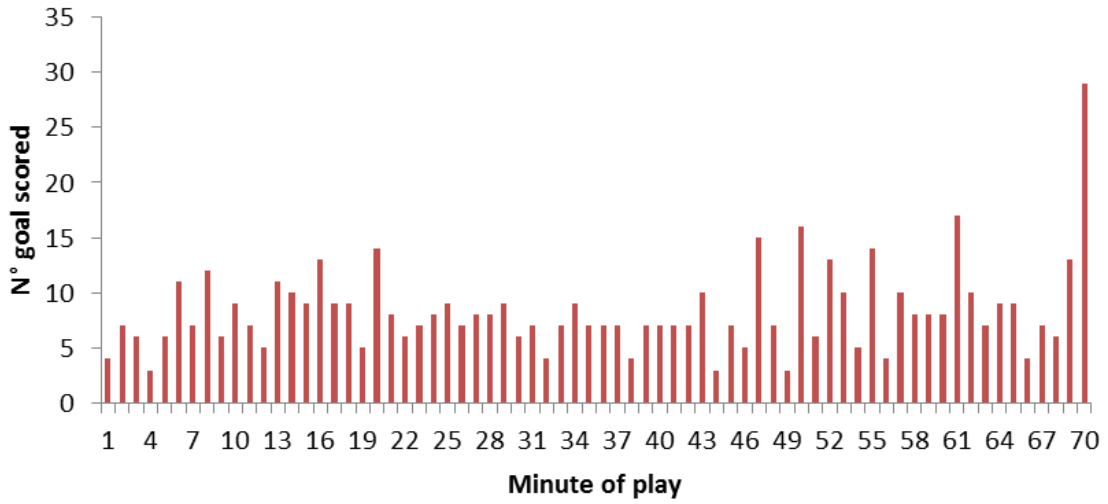


### RANK - ONLY 1st 2nd and 3rd team

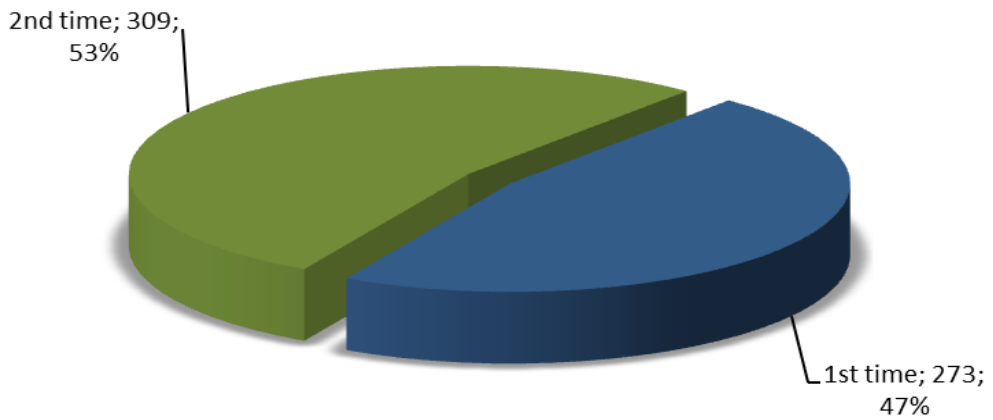




Frequency of goals scored per minute of play



Goal scored by game fraction





<b>Squadra</b>	<b>Attack</b>	<b>Defense</b>
Lucento	0,04525836	0,01822063
Alpignano	0,00000000	-0,07668009
Grand Paradis	-0,03976131	-0,85645613
Vanchiglia	-0,09644240	-0,60546379
GassinoSR	-0,13998953	-0,15317168
Volpiano	-0,23412543	-0,30495579
Venaria	-0,31238597	-0,49914853
Borgaro	-0,34931420	-0,95101308
Lascaris	-0,45111143	-0,21129462
Prosetteureka	-0,49267084	-0,45537646
Vda Charvensod	-0,62449676	-0,71926782
Collegno	-0,71380005	-0,86857382
Ciriè	-0,94489839	-0,97346775
Atl.Volpiano Map	-1,26764479	-1,75901081

<b>Squadra</b>	<b>Attack</b>	<b>Defense</b>
Lucento	0,04525836	0,01822063
Alpignano	0,00000000	-0,07668009
GassinoSR	-0,13998953	-0,15317168
Lascaris	-0,45111143	-0,21129462
Volpiano	-0,23412543	-0,30495579
Prosetteureka	-0,49267084	-0,45537646
Venaria	-0,31238597	-0,49914853
Vanchiglia	-0,09644240	-0,60546379
Vda Charvensod	-0,62449676	-0,71926782
Grand Paradis	-0,03976131	-0,85645613
Collegno	-0,71380005	-0,86857382
Borgaro	-0,34931420	-0,95101308
Ciriè	-0,94489839	-0,97346775
Atl.Volpiano Map	-1,26764479	-1,75901081

Let a team as benchmark (usually del first team under an alphabetical order) positive value are overperforming the benchmark while negative value are underperforming the benchmark. The simultaneasly analysis of «best attack» and «best defense» give useful information relating to the overall performance of each team.

Format	1,...,nth	F=first round, S=second round	Name in text	Name in text	<numbers of goals scored>;<minute first goal>;...<minute nth goal>	<numbers of goals scored>;<minute first goal>;...<minute nth goal>
Data description	Championship Day	round	Home Team	Away Team	Home Team's goals scored, with relative minutes	Away Team's goals scored, with relative minutes
Example of data	1	F	Team1	Team2	1;10	3;15;25;80
Explanation of data					only one goal at 10'	three goals at 15', 25', 80'

Example of full championship dataset

Championship Day	round	Home Team	Away Team	Home Team's goals scored, with relative minutes	Away Team's goals scored, with relative minutes
1	F	Team1	Team2	1;10	2;15;89
1	F	Team3	Team4	1;25	7;12;15;25;30;40;45;47
1	F	Team5	Team6	3;15;50;70	1;10
1	F	Team7	Team8	...	...
1	F	Team9	Team10	...	...
1	F	Team11	Team12	...	...
1	F	Team13	Team14	...	...
2	F	Team6	Team7	...	...
2	F	Team14	Team9	...	...
2	F	Team8	Team13	...	...
2	F	Team2	Team11	...	...
2	F	Team10	Team3	...	...
2	F	Team4	Team1	...	...
2	F	Team12	Team5	...	...
3	F	Team6	Team12	...	...
3	F	Team1	Team10	...	...
3	F	Team11	Team4	...	...
3	F	Team3	Team14	...	...
3	F	Team5	Team2	...	...
3	F	Team9	Team8	...	...
3	F	Team13	Team7	...	...
4	F	Team14	Team1	...	...
4	F	Team8	Team3	...	...
4	F	Team13	Team6	...	...
4	F	Team10	Team11	...	...
4	F	Team2	Team12	...	...
4	F	Team7	Team9	...	...
4	F	Team4	Team5	...	...
5	F	Team3	Team7	...	...
5	F	Team9	Team13	...	...
5	F	Team12	Team4	...	...
5	F	Team1	Team8	...	...
5	F	Team5	Team10	...	...
5	F	Team6	Team2	...	...
5	F	Team11	Team14	...	...
6	F	Team4	Team2	...	...
6	F	Team10	Team12	...	...
6	F	Team13	Team3	...	...
6	F	Team8	Team11	...	...
6	F	Team9	Team6	...	...
6	F	Team7	Team1	...	...
6	F	Team14	Team5	...	...
7	F	Team1	Team13	...	...
7	F	Team6	Team4	...	...
7	F	Team2	Team10	...	...
7	F	Team11	Team7	...	...
7	F	Team3	Team9	...	...
7	F	Team12	Team14	...	...
7	F	Team5	Team8	...	...
8	F	Team13	Team11	...	...
8	F	Team10	Team4	...	...
8	F	Team9	Team1	...	...
8	F	Team7	Team5	...	...
8	F	Team8	Team12	...	...
8	F	Team14	Team2	...	...
8	F	Team3	Team6	...	...
9	F	Team1	Team3	...	...
9	F	Team12	Team7	...	...
9	F	Team6	Team10	...	...
9	F	Team5	Team13	...	...
9	F	Team2	Team8	...	...
9	F	Team11	Team9	...	...
9	F	Team4	Team14	...	...
10	F	Team14	Team10	...	...

10	F	Team9	Team5	...	...
10	F	Team8	Team4	...	...
10	F	Team13	Team12	...	...
10	F	Team7	Team2	...	...
10	F	Team3	Team11	...	...
10	F	Team1	Team6	...	...
11	F	Team12	Team9	...	...
11	F	Team6	Team14	...	...
11	F	Team2	Team13	...	...
11	F	Team10	Team8	...	...
11	F	Team5	Team3	...	...
11	F	Team11	Team1	...	...
11	F	Team4	Team7	...	...
12	F	Team13	Team4	...	...
12	F	Team1	Team5	...	...
12	F	Team11	Team6	...	...
12	F	Team7	Team10	...	...
12	F	Team3	Team12	...	...
12	F	Team8	Team14	...	...
12	F	Team9	Team2	...	...
13	F	Team4	Team9	...	...
13	F	Team10	Team13	...	...
13	F	Team14	Team7	...	...
13	F	Team5	Team11	...	...
13	F	Team2	Team3	...	...
13	F	Team12	Team1	...	...
13	F	Team6	Team8	...	...
14	S	Team2	Team1	...	...
14	S	Team10	Team9	...	...
14	S	Team8	Team7	...	...
14	S	Team4	Team3	...	...
14	S	Team14	Team13	...	...
14	S	Team12	Team11	...	...
14	S	Team6	Team5	...	...
15	S	Team5	Team12	...	...
15	S	Team13	Team8	...	...
15	S	Team1	Team4	...	...
15	S	Team3	Team10	...	...
15	S	Team9	Team14	...	...
15	S	Team7	Team6	...	...
15	S	Team11	Team2	...	...
16	S	Team4	Team11	...	...
16	S	Team12	Team6	...	...
16	S	Team8	Team9	...	...
16	S	Team2	Team5	...	...
16	S	Team10	Team1	...	...
16	S	Team7	Team13	...	...
16	S	Team14	Team3	...	...
17	S	Team6	Team13	...	...
17	S	Team3	Team8	...	...
17	S	Team1	Team14	...	...
17	S	Team12	Team2	...	...
17	S	Team5	Team4	...	...
17	S	Team9	Team7	...	...
17	S	Team11	Team10	...	...
18	S	Team4	Team12	...	...
18	S	Team13	Team9	...	...
18	S	Team2	Team6	...	...
18	S	Team14	Team11	...	...
18	S	Team7	Team3	...	...
18	S	Team8	Team1	...	...
18	S	Team10	Team5	...	...
19	S	Team6	Team9	...	...
19	S	Team3	Team13	...	...
19	S	Team12	Team10	...	...
19	S	Team1	Team7	...	...
19	S	Team5	Team14	...	...
19	S	Team11	Team8	...	...
19	S	Team2	Team4	...	...
20	S	Team14	Team12	...	...
20	S	Team4	Team6	...	...
20	S	Team13	Team1	...	...
20	S	Team7	Team11	...	...
20	S	Team8	Team5	...	...
20	S	Team10	Team2	...	...
20	S	Team9	Team3	...	...
21	S	Team12	Team8	...	...
21	S	Team2	Team14	...	...
21	S	Team6	Team3	...	...
21	S	Team11	Team13	...	...
21	S	Team5	Team7	...	...



21	S	Team1	Team9	...	...
21	S	Team4	Team10	...	...
22	S	Team13	Team5	...	...
22	S	Team14	Team4	...	...
22	S	Team9	Team11	...	...
22	S	Team10	Team6	...	...
22	S	Team3	Team1	...	...
22	S	Team7	Team12	...	...
22	S	Team8	Team2	...	...
23	S	Team5	Team9	...	...
23	S	Team11	Team3	...	...
23	S	Team2	Team7	...	...
23	S	Team10	Team14	...	...
23	S	Team4	Team8	...	...
23	S	Team6	Team1	...	...
23	S	Team12	Team13	...	...
24	S	Team8	Team10	...	...
24	S	Team7	Team4	...	...
24	S	Team13	Team2	...	...
24	S	Team14	Team6	...	...
24	S	Team9	Team12	...	...
24	S	Team3	Team5	...	...
24	S	Team1	Team11	...	...
25	S	Team10	Team7	...	...
25	S	Team6	Team11	...	...
25	S	Team12	Team3	...	...
25	S	Team4	Team13	...	...
25	S	Team5	Team1	...	...
25	S	Team2	Team9	...	...
25	S	Team14	Team8	...	...
26	S	Team8	Team6	...	...
26	S	Team9	Team4	...	...
26	S	Team11	Team5	...	...
26	S	Team1	Team12	...	...
26	S	Team3	Team2	...	...
26	S	Team13	Team10	...	...
26	S	Team7	Team14	...	...

**QUANT4SPORT.COM**

**SPORT SCIENCE**

**SPORTSCIENCE.SOLUTIONS**

© quant4sport.com, 2018



*Some rights reserved*

Author: Luca Malfatti ([contact@quant4sport.com](mailto:contact@quant4sport.com))

**QUANT4SPORT.COM**

**SPORT SCIENCE**



Click on logos  
to surf

